

## SRS Warning Light System Malfunction (Always lit up when ignition switch is in LOCK position.)

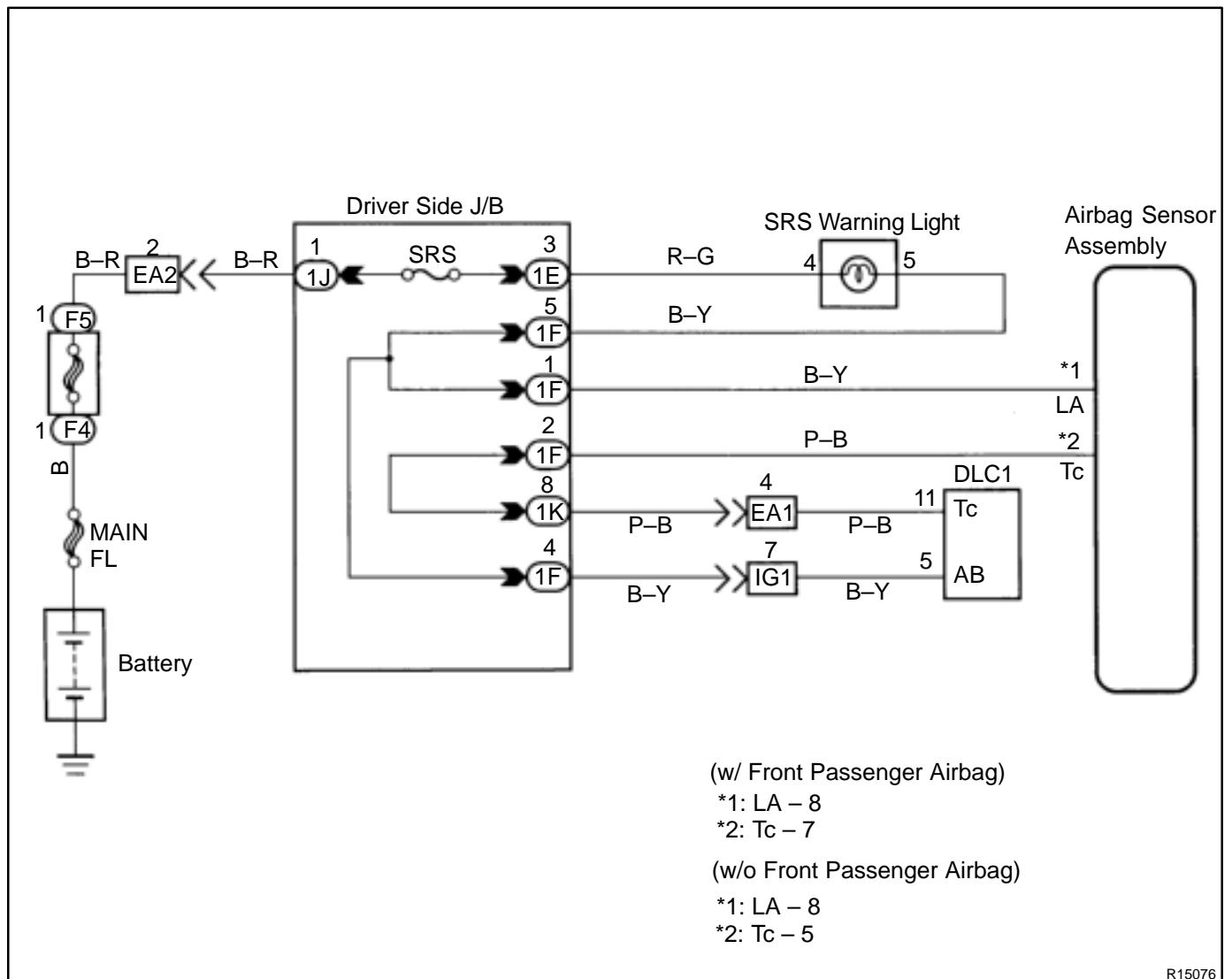
### CIRCUIT DESCRIPTION

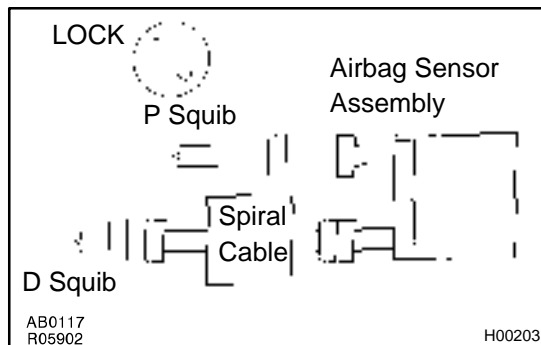
The SRS warning light is located on the combination meter.

When the SRS is normal, the SRS warning light lights up for approx. 6 seconds after the ignition switch is turned from LOCK position to ACC or ON position, and then turns off automatically.

If there is a malfunction in the SRS, the SRS warning light lights up to inform the driver of the abnormality. When terminals Tc and E1 of the DLC1 are connected, the DTC is displayed by the blinking of the SRS warning light.

### WIRING DIAGRAM

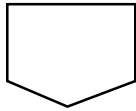
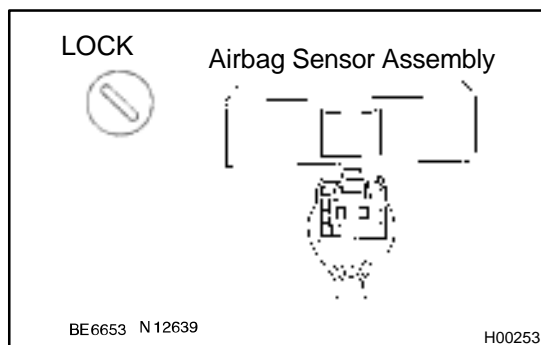


**INSPECTION PROCEDURE****1 Preparation****PREPARATION:**

- (a) Disconnect negative (–) terminal cable from the battery, and wait at least 90 seconds.
- (b) Remove steering wheel pad (See SR section).
- (c) Disconnect connector of front passenger airbag assembly (See page [RS-22](#)).

**CAUTION:**

**Store the steering wheel pad with the front surface facing upward.**

**2 Does SRS warning light turn off?****PREPARATION:**

- (a) Disconnect airbag sensor assembly connector.
- (b) Connect negative (–) terminal cable to battery.

**CHECK:**

Check operation of SRS warning light.

**NO**

**Check SRS warning light circuit or terminal AB circuit of DLC1.**

**YES**

**Replace airbag sensor assembly.**